



THSLL Website Roster Instructions
Version 1.0

Table of Contents

Table of Contents	2
Purpose.....	3
Pubic Roster	3
Coaches Responsibility.....	3
Adding a Player.....	3
Modifying a Player.....	4
Deleting a Player.....	4
Moving / Copying Players to Other Teams	Error! Bookmark not defined.

Purpose

The purpose of the online roster is to have a single collection point of all players in the THSLL. This provides greater exposure on the overall numbers as well as assists in the waiver process. By ensuring that all teams provide the same information the league can more easily provide reports and metrics that may be used for future league structure propositions.

Pubic Roster

The roster will be available to the public on the individual team page at thsll.org.

Roster			
#	Player	Position	Grade
1	Test Attack	Attack	SO
87	Bo Jackson	Attack	JR
83	Test Player	Attack	SO
89	Frank Thomas	Attack	SR
12	Bob Jenkins	Goalie	SO
15	Ryan Grizwald	LSM	FR
11	Chris Shaffer	Midfield	JR

Coaches Responsibility

Coaches can access the rosters by logging into THSLL.

- Go to <https://thsll.org>
- Log into the secure area
- Select your team in the “Your Teams” section
- Under “Team Actions” select “Roster”

Adding a Player






To add a player to the roster:

- Click on
- Fill out the requested player information
- If the player does not attend the host school, additional fields will appear to enter the player's school and home address.
- Press to save the player and return to the list.
- Press to save the player and return to a blank form to add another player.


Modifying a Player

To modify a player:

- Using the steps above, navigate to your roster list.

Roster					
#	Player	Position	Grade	Attend Host	
 1	Test Attack	Attack	SO		
 15	Ryan Grizwald	LSM	FR	✓	
 87	Bo Jackson	Attack	JR	✓	
 12	Bob Jenkins	Goalie	SO	✓	
 83	Test Player	Attack	SO	✓	
 11	Chris Shaffer	Midfield	JR	✓	
 89	Frank Thomas	Attack	SR		








Add Player

- Click on the  icon on the row of the player you wish to edit
- Update any information needed.
- Press to save your changes.


Deleting a Player

To delete a player:

- Using the steps above, navigate to your roster list.

Roster					
#	Player	Position	Grade	Attend Host	
 1	Test Attack	Attack	SO		
 15	Ryan Grizwald	LSM	FR	✓	
 87	Bo Jackson	Attack	JR	✓	
 12	Bob Jenkins	Goalie	SO	✓	
 83	Test Player	Attack	SO	✓	
 11	Chris Shaffer	Midfield	JR	✓	
 89	Frank Thomas	Attack	SR		

Add Player

- Click on the  icon on the row of the player you wish to delete
- You will be prompted to confirm your deletion.

Swing Players

To manage swing players that play on multiple teams, please add them separately to each team for this season.